



CITY OF HOPEWELL
Hopewell, Virginia 23860

AGENDA

(804) 541-2408

www.hopewellva.gov
info@hopewellva.gov
cityclerk@hopewellva.gov

CITY COUNCIL

Patience A. Bennett, Mayor, Ward #7
John B. Partin, Jr., Vice Mayor, Ward #3
Deborah B. Randolph, Councilor, Ward #1
Arlene Holloway, Councilor, Ward #2
Jasmine E. Gore, Councilor, Ward #4
Janice B. Denton, Councilor, Ward #5
Brenda S. Pelham, Councilor, Ward #6

John M. Altman, Jr., City Manager
Cynthia E. Hudson, Acting City Attorney
Mollie P. Bess, City Clerk

March 29, 2022

SPECIAL MEETING

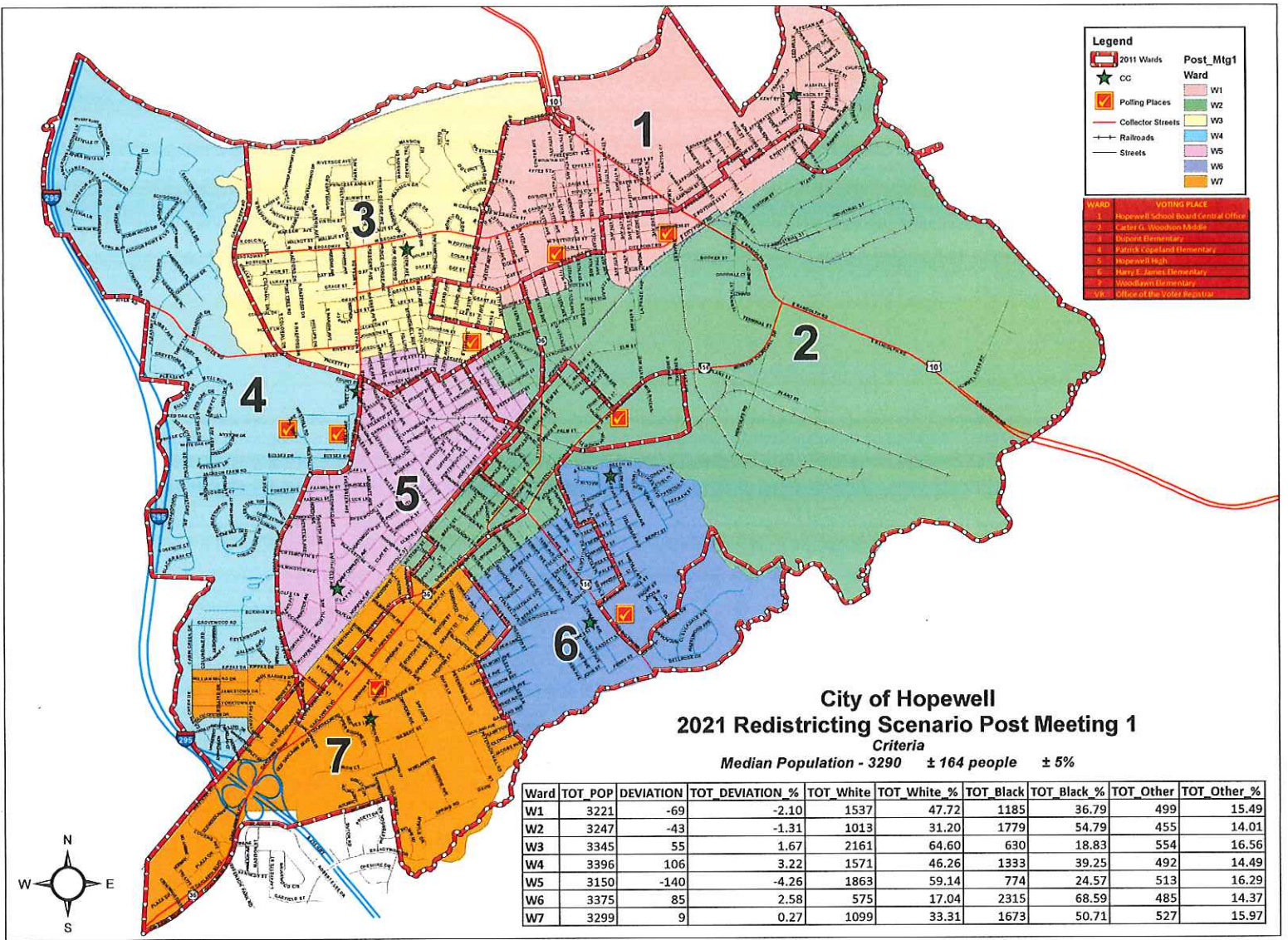
Special Meeting – 6:30 p.m.

6:30 p.m. Call to order, roll call, and welcome to visitors

WORK SESSION

WS-1 – Work Session - Redistricting

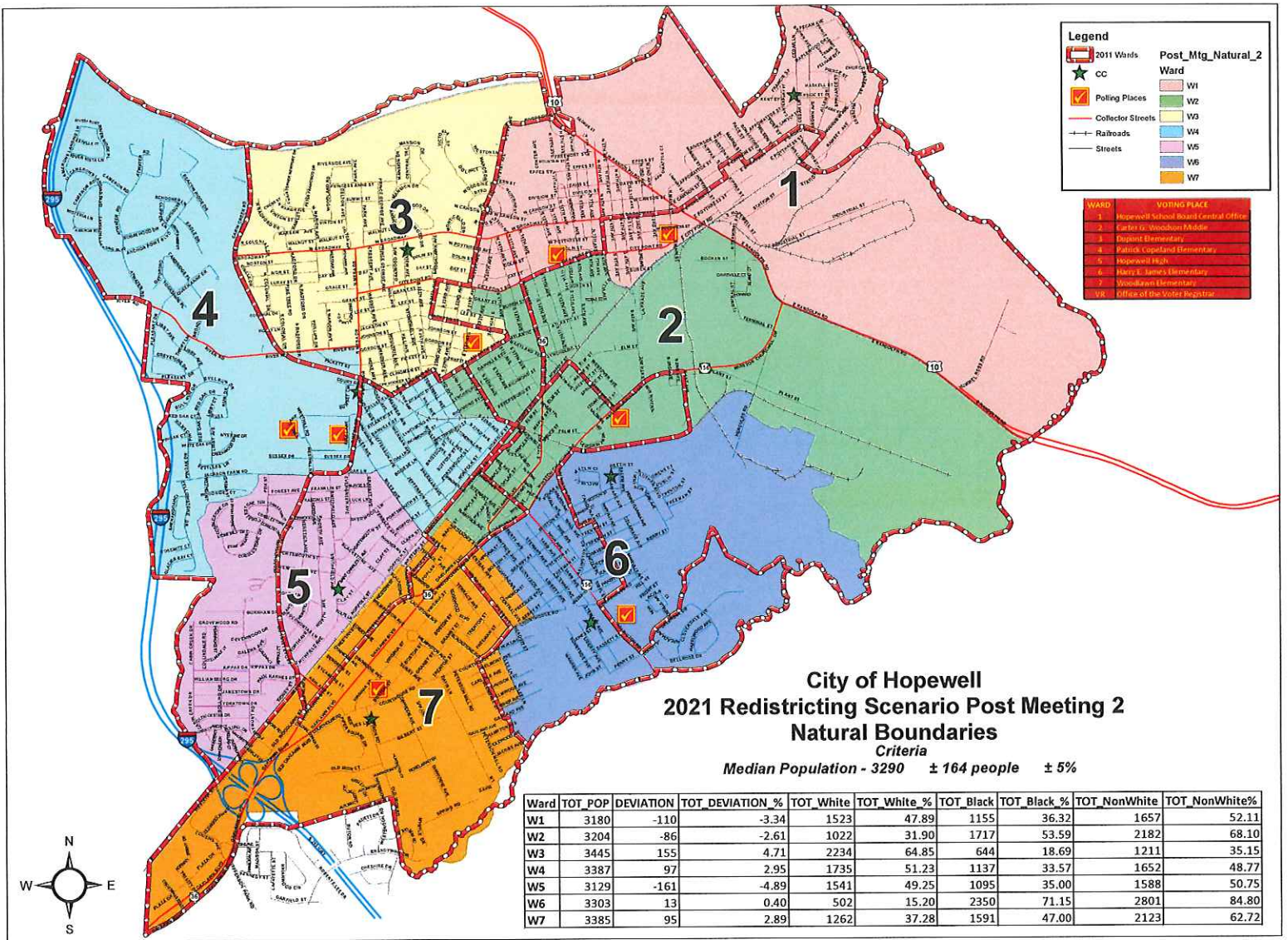
Adjournment

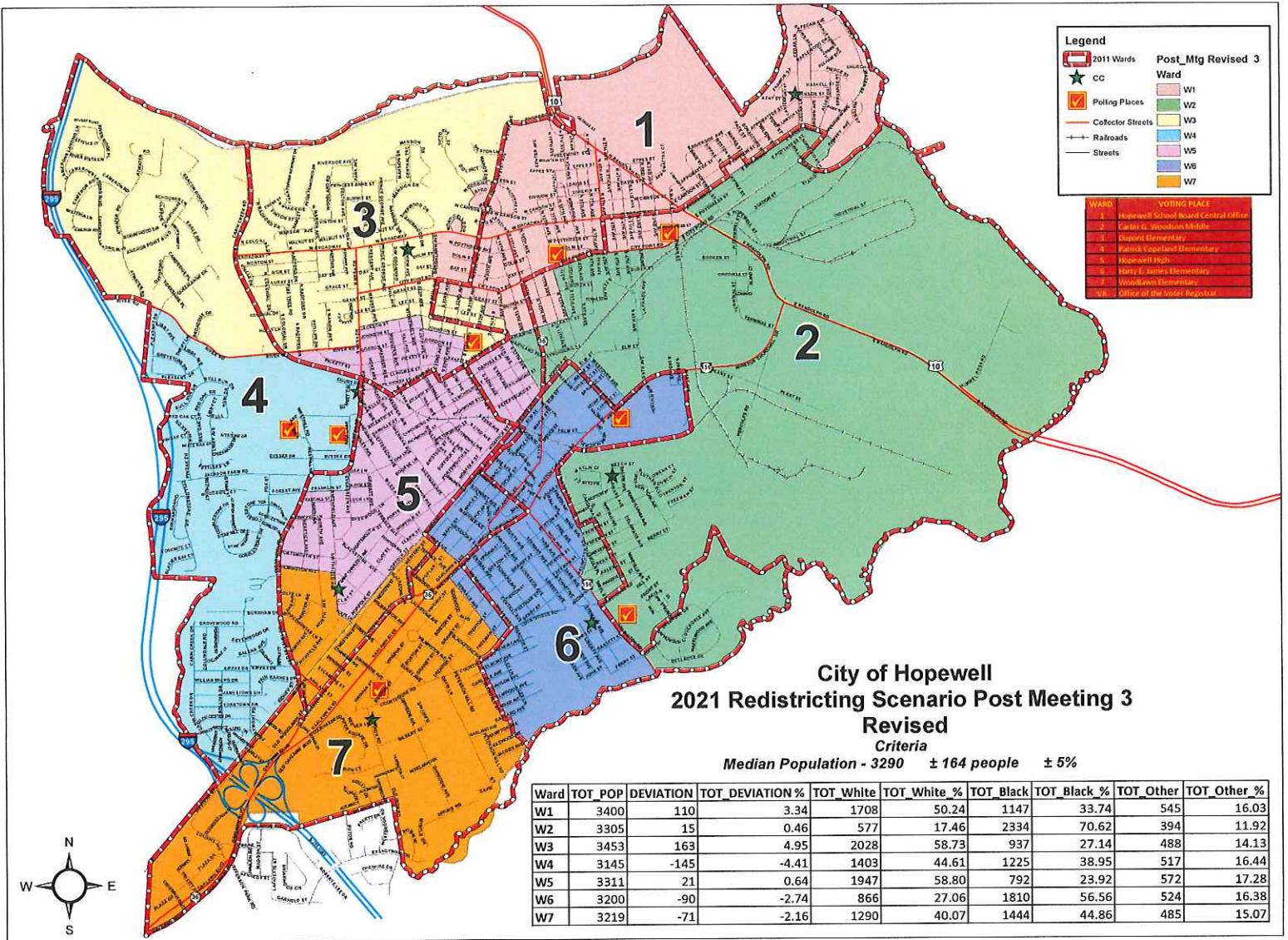


**City of Hopewell
2021 Redistricting Scenario Post Meeting 1**

Criteria
Median Population - 3290 ± 164 people ± 5%

Ward	TOT_POP	DEVIATION	TOT_DEVIATION_%	TOT_White	TOT_White_%	TOT_Black	TOT_Black_%	TOT_Other	TOT_Other_%
W1	3221	-69	-2.10	1537	47.72	1185	36.79	499	15.49
W2	3247	-43	-1.31	1013	31.20	1779	54.79	455	14.01
W3	3345	55	1.67	2161	64.60	630	18.83	554	16.56
W4	3396	106	3.22	1571	46.26	1333	39.25	492	14.49
W5	3150	-140	-4.26	1863	59.14	774	24.57	513	16.29
W6	3375	85	2.58	575	17.04	2315	68.59	485	14.37
W7	3299	9	0.27	1099	33.31	1673	50.71	527	15.97





Legend

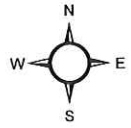
- 2011 Wards
- CC
- Polling Places
- Collector Streets
- Railroads
- Streets

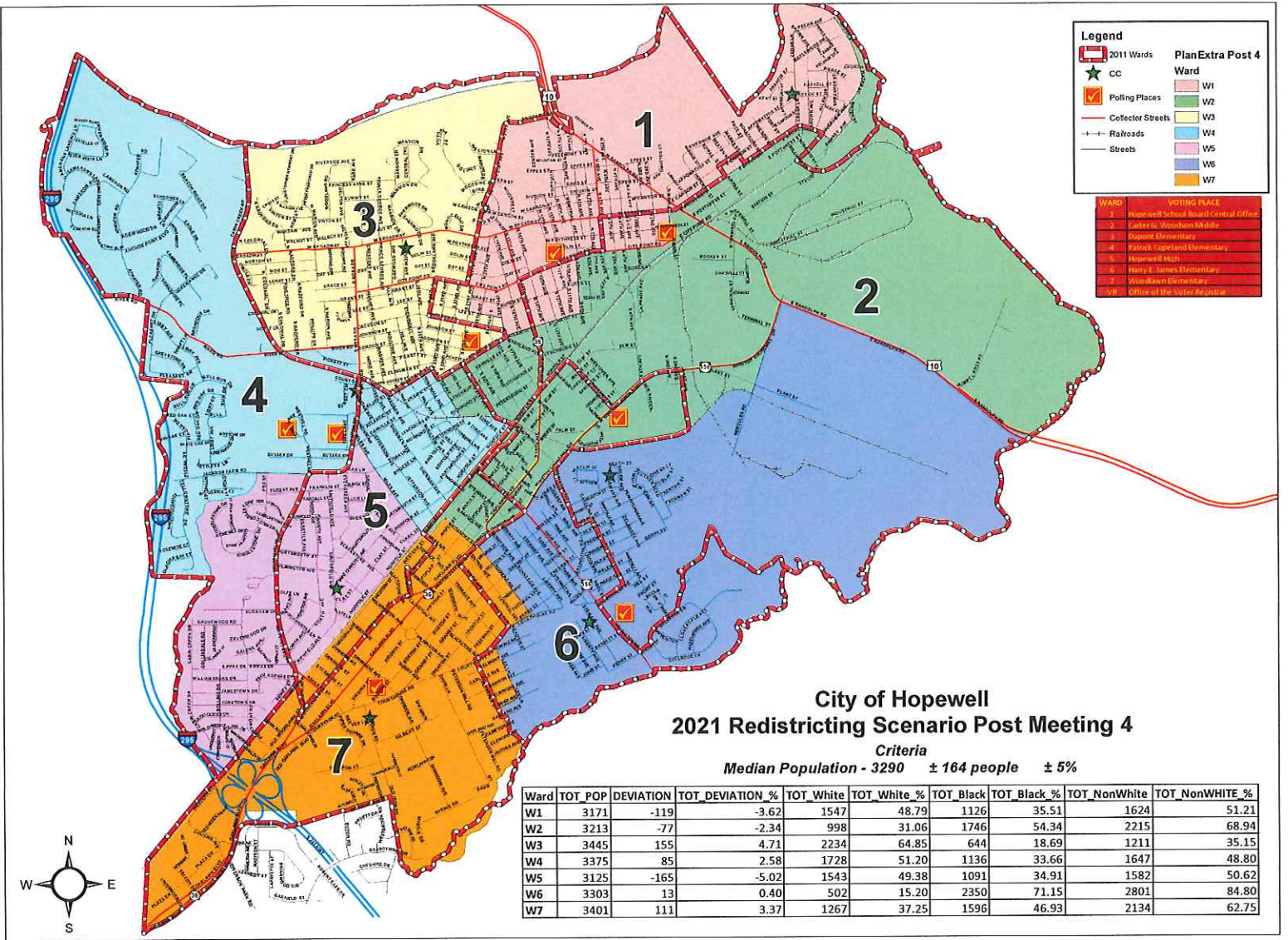
Post_Mtg Revised 3 Ward

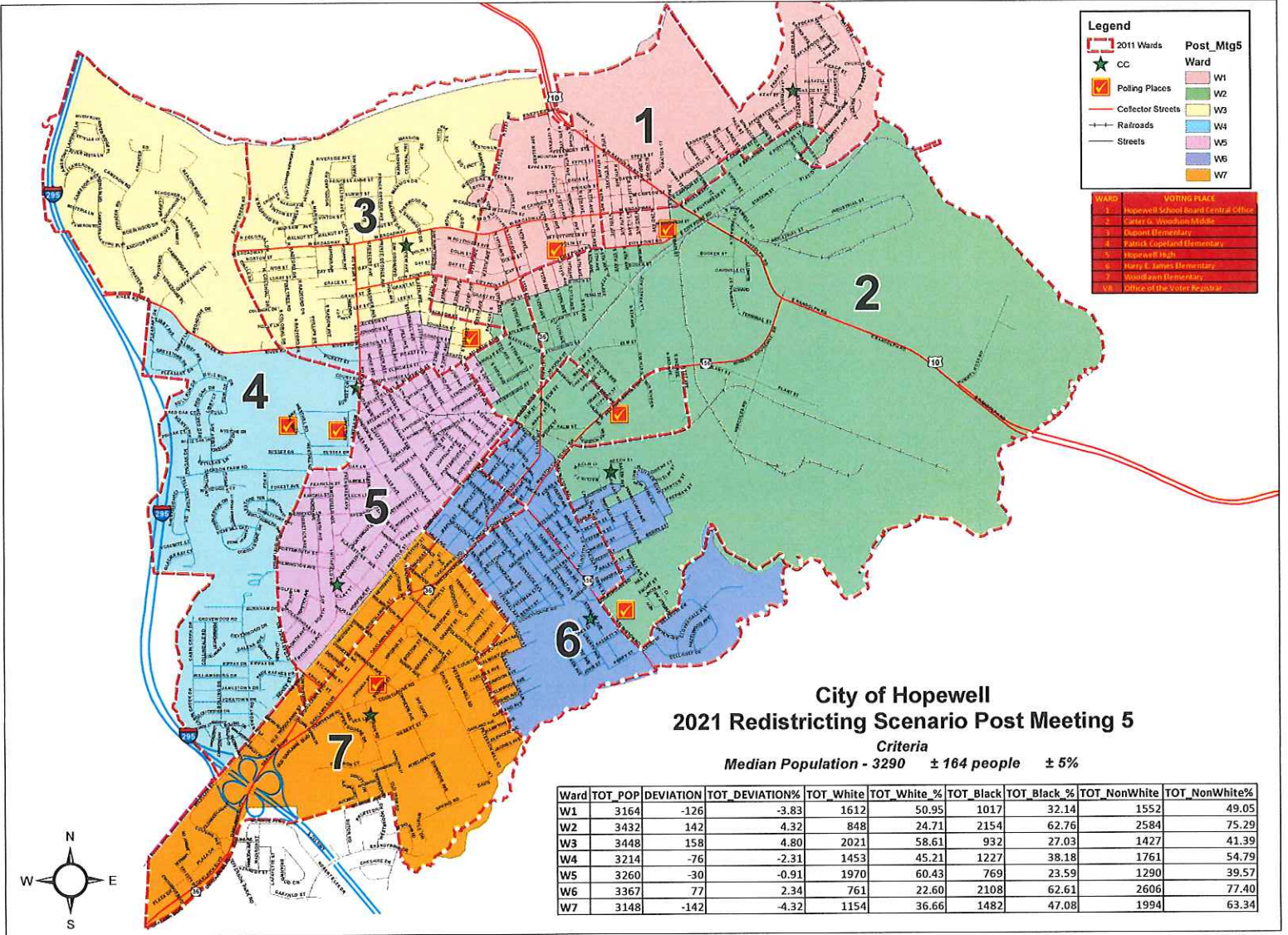
- W1
- W2
- W3
- W4
- W5
- W6
- W7

WARD VOTING PLACE

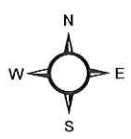
- 1 Hopewell School Board Central Office
- 2 Curran & Woodruff Middle
- 3 Dupont Elementary
- 4 Patrick Copeland Elementary
- 5 Hopewell High
- 6 Harry E. James Elementary
- 7 Woodlawn Elementary
- 8 Office of the Social Registrar

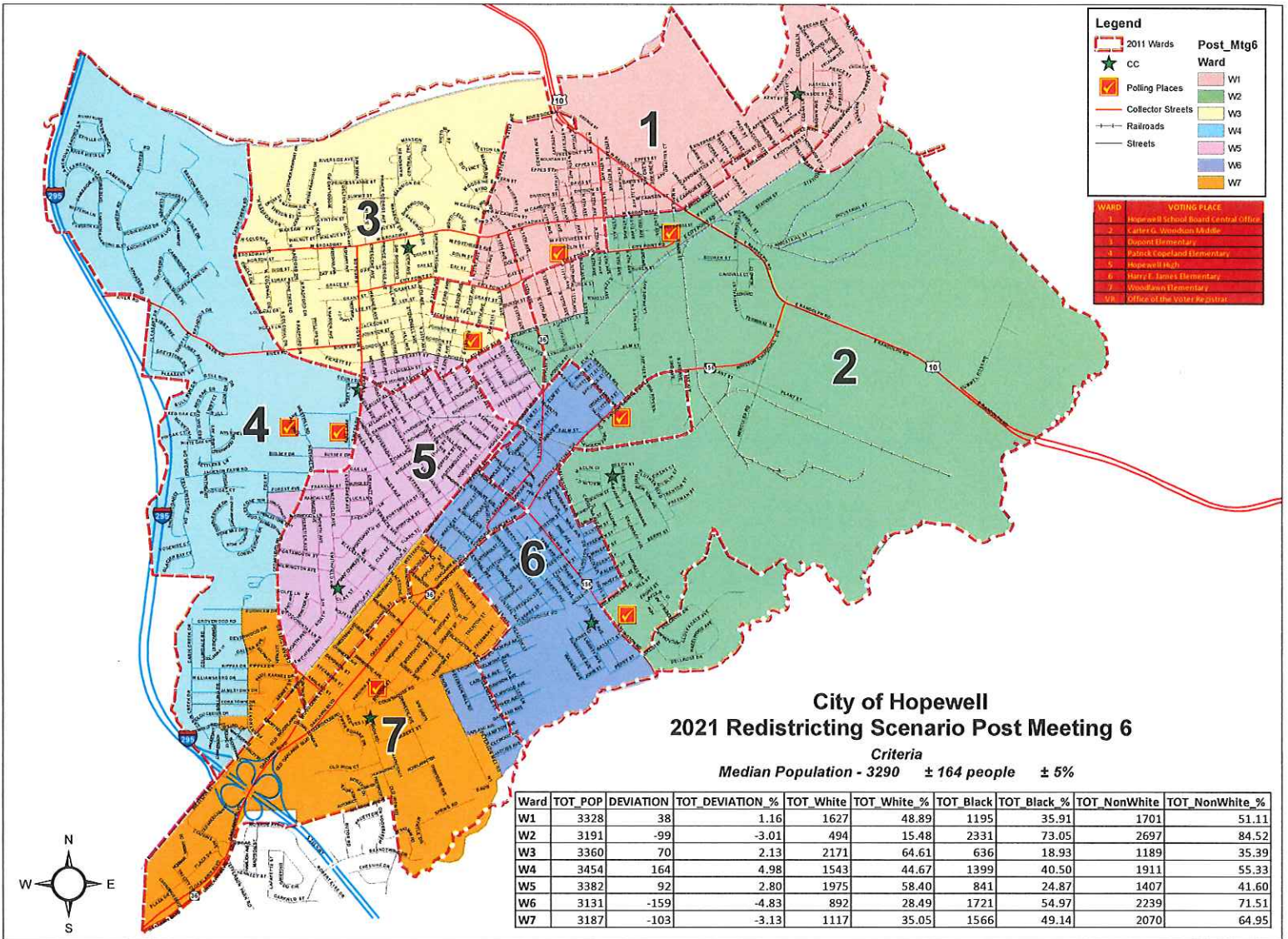






Ward	TOT_POP	DEVIATION	TOT_DEVIATION%	TOT_White	TOT_White %	TOT_Black	TOT_Black %	TOT_NonWhite	TOT_NonWhite%
W1	3164	-126	-3.83	1612	50.95	1017	32.14	1552	49.05
W2	3432	142	4.32	848	24.71	2154	62.76	2584	75.29
W3	3448	158	4.80	2021	58.61	932	27.03	1427	41.39
W4	3214	-76	-2.31	1453	45.21	1227	38.18	1761	54.79
W5	3260	-30	-0.91	1970	60.43	769	23.59	1290	39.57
W6	3367	77	2.34	761	22.60	2108	62.61	2606	77.40
W7	3148	-142	-4.32	1154	36.66	1482	47.08	1994	63.34





**City of Hopewell
2021 Redistricting Scenario Post Meeting 6**

Criteria
Median Population - 3290 ± 164 people ± 5%

Ward	TOT_POP	DEVIATION	TOT_DEVIATION %	TOT White	TOT White %	TOT Black	TOT Black %	TOT NonWhite	TOT NonWhite %
W1	3328	38	1.16	1627	48.89	1195	35.91	1701	51.11
W2	3191	-99	-3.01	494	15.48	2331	73.05	2697	84.52
W3	3360	70	2.13	2171	64.61	636	18.93	1189	35.39
W4	3454	164	4.98	1543	44.67	1399	40.50	1911	55.33
W5	3382	92	2.80	1975	58.40	841	24.87	1407	41.60
W6	3131	-159	-4.83	892	28.49	1721	54.97	2239	71.51
W7	3187	-103	-3.13	1117	35.05	1566	49.14	2070	64.95

Legend

- 2011 Wards
- CC
- Polling Places
- Collector Streets
- Railroads
- Streets

Post_Mtg6 Ward

- W1
- W2
- W3
- W4
- W5
- W6
- W7

WARD	VOTING PLACE
1	Hopewell School Board Central Office
2	Lester G. Woodson Middle
3	DuPont Elementary
4	Patrick Squigland Elementary
5	Hopewell High
6	Harry T. James Elementary
7	Woodlawn Elementary
VR	Office of the Voter Registrar